



YAMAHA NS-55 NS-45

HOME CINEMA MAIN SPEAKER

Thank you for selecting this Yamaha speaker system.

PRECAUTIONS

Read these precautions carefully before using your speakers.

- Any time you notice distortion, reduce the volume of your amplifier. Never allow your amplifier to be driven into “clipping”. Otherwise the speakers may be damaged.
- When using an amplifier with a rated output power higher than the nominal input power of the speakers, care should be taken never to exceed the speakers’ maximum input.
- Do not attempt to clean the cabinets with chemical solvents as this might damage the finish. Use a dry, soft cloth.
- To prevent the cabinets from warping or discoloring, do not place the speakers where it will be exposed to direct sunlight or excessive humidity.

- Do not place the speakers where they are liable to be knocked over or struck by falling objects. Stable placement will also ensure better sound performance.
- Do not place the speakers on the same shelf or rack as the turntable. The vibration of the speakers might cause the feedback.
- **Secure placement or installation is the owner’s responsibility.**
YAMAHA shall not be liable for any accident caused by improper placement or installation of the speakers.

CONNECTION TO YOUR AMPLIFIER

BEFORE MAKING CONNECTIONS, MAKE SURE THAT THE AMPLIFIER IS SWITCHED OFF.

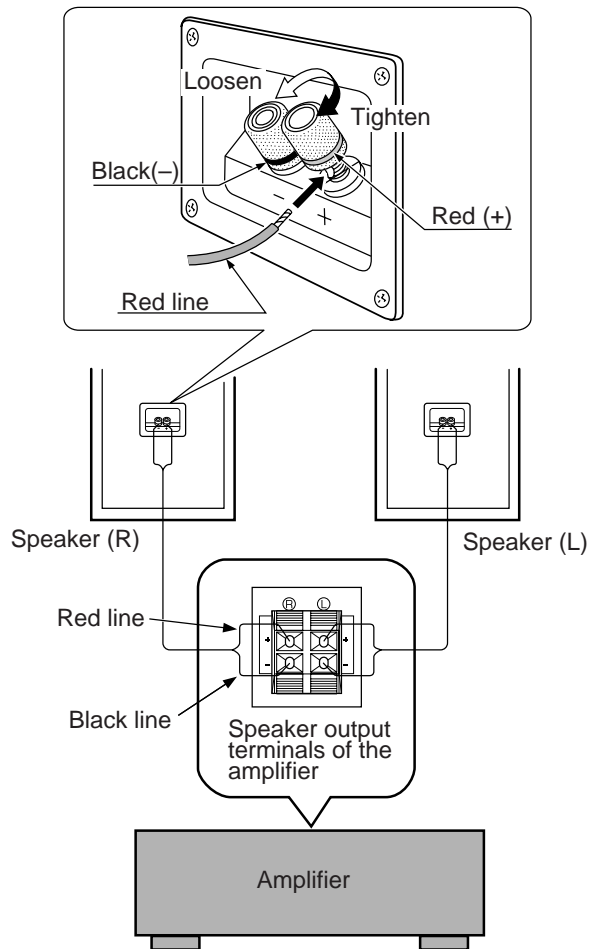
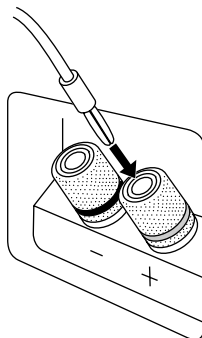
■ CONNECTIONS

- Connect the screw-type input terminals at the rear of the speakers to the speaker output terminals of your amplifier with the provided speaker cords.
- One side of the speaker cord is red and the other side is black. Connect the (+) terminals on both the amplifier and the speakers using this red side. Connect the (-) terminals on both components using the black side of the cord.
- Connect one speaker to the left (marked L) terminals of your amplifier, and another speaker to the right (marked R) terminals, making sure not to reverse the polarity (+, -). If one speaker is connected with reversed polarity, the sound will be unnatural and lack bass.

Procedures:

- ① Loosen the terminal knob.
- ② Insert the bare wire end properly into the terminal hole.
[Remove approx. 10 mm (3/8”) insulation from the speaker cord.]
- ③ Tighten the knob.
- ④ Test the security of the connection by pulling lightly the cord at the terminal.

* Banana Plug connections are also possible. First tighten the terminal knobs, and then insert the Banana Plug connector into the corresponding terminal hole.

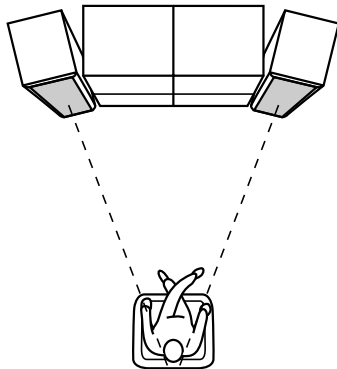


Note

Do not let the bare speaker wires touch each other as this could damage the speakers or the amplifier, or both of them.

PLACING THE SPEAKERS

- Place the speakers on a sturdy vibration-free surface. If you cannot obtain good bass quality when the speakers are placed directly on the floor, insert a block etc. between the speakers and the floor.
- Better stereo images will be obtained when the speakers are slightly angled in towards the listeners.



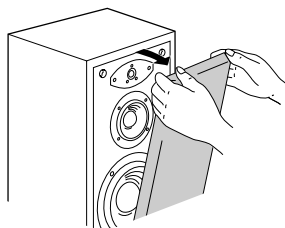
Note

Because these speakers are not a magnetically shielded type, there may be some influence on a TV picture depending on the type of TV or the placement of the speakers. In such a case, place the speakers apart from the TV.

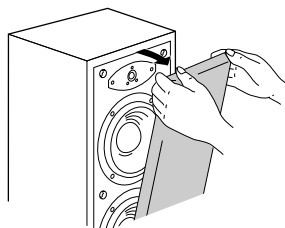
REMOVING THE FRONT COVER

The front cover is fixed to the cabinet at six points, and can be removed if desired. To remove the cover, hold both sides and slowly pull straight away from the speaker. To reattach, line up the six pegs on the inside surface of the cover with the six corresponding holes on the speaker and push gently.

NS-55



NS-45



Note

When the cover is removed, take care not to touch the speaker units with your hands or to exert excessive force with tools.

SPECIFICATIONS

<NS-55>

Type	3-way 4-speaker bass-reflex speaker system
Speaker Unit.....	20 cm cone woofer x 2 10 cm cone mid-range 3 cm dome tweeter
Nominal Impedance	6 ohms
Frequency Response	40 Hz – 20 kHz (–10 dB)
Nominal Input Power	70W
Maximum Input Power	250W
Sensitivity.....	90 dB/W·m
Dimensions (WxHxD).....	264 x 886 x 316 mm (10-3/8" x 34-7/8" x 12-7/16")
Weight.....	13.6 kg (29 lbs. 15 oz.)
Accessories	Speaker cable (4m) x 1

<NS-45>

Type	2-way 3-speaker bass-reflex speaker system
Speaker Unit.....	16 cm cone woofer x 2 3 cm dome tweeter
Nominal Impedance	6 ohms
Frequency Response	43 Hz – 20 kHz (–10 dB)
Nominal Input Power	60W
Maximum Input Power	220W
Sensitivity.....	90 dB/W·m
Dimensions (WxHxD).....	230 x 780 x 275 mm (9-1/16" x 30-11/16" x 10-13/16")
Weight.....	10.8 kg (23 lbs. 13 oz.)
Accessories	Speaker cable (4m) x 1

* Specifications subject to change without notice due to product improvements.

* Care should be taken not to exceed the input power values noted above.